

2013-2014 Officers

President:

Michelle Hackmeyer

President-Elect:

Karen Skinner

Membership Vice President:

Laura Keller

Secretary:

Wanda Crowe

Treasurer:

Cheryl Gratt

Committee & Activity Chairpersons

Audio/Visual: Betty Rinkel

Audit: Stephanie Guttman

Block Raffle: Martha Tilden

Challenge: Deon Lewis

City Hall Quilt Show: Jeanne Brenner

Door Prizes: Pam Doffek & Linda Brooks

Helping Hands: Roberta Granville

Historian: Open

Hospitality: Open

Library: Shirley Shields

Museum Quilt Show: Dawn Griffin

Museum Quilt Show Co-Chairs:

Marge Norman & Kathleen Turner

Newsletter: Selena Foo

Opportunity Quilt 2014: Linda Dozier

Opportunity Quilt 2015: Betty Rinkel

Philanthropic: Karen Kuntz

Programs: Geni Rains

Publicity: Open

Show 'n' Tell: Hatty Pennie

Silent Auction: Penny Blaszczyk

Sit 'n' Stitch Coordinator: Marsha Walper

Sunshine: Kathleen Turner

Trip Coordinator: Joy Vo

Web Master: Jennifer Moore

Workshops: Barbara Wiggins

The Importance of Quilt Documentation

I've always been a big advocate for everyone labeling and documenting their quilts. And here's a good example for doing this. I received an email through the Guild website from someone who had just purchased a double wedding ring quilt at an estate sale in Melbourne, FL. She explained that it had a tag on the back that read:

"Florida Quilt Heritage"

#3-5P-554

A documented quilt

Museum of Florida History

And asked, can you tell me anything about the quilt?

I explained what the tag meant and provided her with several contacts at the Museum. I also asked her to let me know what she learned about the quilt.

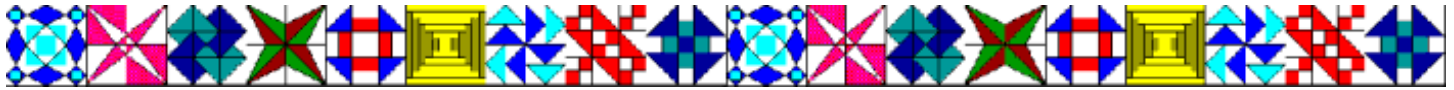
The previous owner or maker took the time to submit documentation information to the Museum. That information includes when the quilt was made, by whom, and where. It describes materials and methods used and other details. Now someone, a stranger unknown to the original maker, will be able to learn the history of that quilt.

How cool is that!

Even if you don't take the time to document your quilts through the Museum, please take a few minutes to put a label on the back of your quilt. Include your name, location and date (or date range!) when the quilt was made. If you want to get really carried away, include a title and who or what it was made for. I know I'm going to be doing just that today!

~ Michele Hackmeyer

2014 QU President



Sit-n-Stitch Groups

A "Sit-n-Stitch" is a group of members who meet weekly, bi-weekly or sometimes once a month. Some groups meet in a member's home on a rotating basis and work on their own individual project. Some groups meet at a specified location and work on a service project. We have several of both of these types of groups in our guild. If you are interested, please call Marsha Walper.


*** Sit-n-Stitch at full capacity, not accepting new members at this time**

Monday	Tuesday	Wednesday	Thursday	Friday	Saturday
Big Bend Hospice	Sew for Hope	Crazy Quilters	Sew Arty	Thimble Buddies *	Sew for Hope
1:00pm - 3:00pm Virginia Lewis	2nd Tuesday 1:00pm - 4:30pm Cynthia Seyler	Monticello Library 1:00pm - 4:00pm Barbara Sheats	3rd Thursday 11:30am - 1:30pm Kathleen Turner	2nd Friday 9:30am - 1:30pm Wendy Stone	1st Saturday 9:30am - 1:00pm Cynthia Seyler
The Quilting Bees	McQuilters	Pin Pals *	Patchwork & Prayer	Frayed Edges *	2nd Saturday
Senior Center 1:00pm - 4:00pm	Ronald McDonald House 1:00pm - 3:00pm Carol Harrison	1st & 3rd Wed. 1:00pm - 3:00pm Linda Steans	1st, 3rd, & 4th Thursday 6:30pm - 8:30pm Janice Parker	9:30am - 12:00pm Selena Foo	9:00am - 4:00pm Connie Beane
Southwood Stitchers			Southern Comfort	Quilts 'n Books	Havana Sit 'n Stitch
Southwood Comm. Room 10:00am - 3:00pm Nancy O'Rourke			1st, 3rd, & 4th Thursday 7:00pm - 9:00pm Esther Weiner	4th Friday 10:00am - ? Panera on Thomasville Rd.	4th Saturday 1:00pm - ? Martha Mitchell
			Appliqué Addicts		
			3rd Thursday NE Library, Thomasville Rd 5:30 - 7:45 pm Mary C. Scott		



IT'S PICTURE TIME....

Why look like this



???

When you could look like this



???

Pictures for the new Membership directory will be taken at the November and December meetings. Don't be a blockhead! Come looking pretty!!!

See us at the Membership Table

November Block of the Month

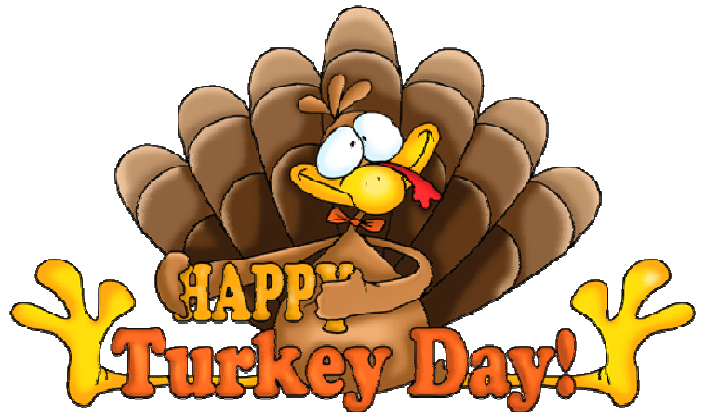
Canopy Road

The block for the month of November is called, "Canopy Road," and was created by Martha Tilden. This is an *easy* beginner block that you can create with a just a few light blue, brown and green scraps. If you desire, make your trees with some fabulous fall colors.

Let's make Martha proud and shower her with a pile of blocks this month in appreciation for a job well done as chairperson for Block of the Month!

Directions and photos can be found at www.quilttallahassee.com under the Activities and Projects tab. Bring your completed block to the November meeting and enter to win! Feel free to call us if you need help. (see directory for contact info)

Wendy Stone & Martha Tilden
2014 Block Raffle Chair



Newsletter Info

The deadline for newsletter submissions or the next issue is:

November 22nd *

*Please submit materials to
Selena Foo via email at*

qutlhnews@gmail.com

** The deadline is a few days earlier due
to the Holiday*

WWW.QUILTTALLAHASSEE.COM

**CAPITAL CITY QUILT SHOW
"STARRY, STARRY NIGHT"**

Post Show Updates!

Big HUGE HUGS to Hatti Pennie, Marsha Walper, Pam Doffek, Karen Skinner, Jennifer Moore and Michelle Hackmeyer for taking over the various responsibilities associated with the museum show in my absence so that I could dedicate the last 2 ½ months to support my family during my mom's serious illness. As well as to **Margaret Boeth, Deon Lewis, Sue Isaac, Linda Dozier, Penny Blasczyk and Frayed Edges.** Museum staff advised that the Opening Night Reception attendance was over 300! Thank you QU members for once again exceeding expectations!

Your comments are important! If you have any suggestions or comments, please email me so that I can pass on to the 2015 chair. Griffindd@aol.com

Sue Isaac did an amazing job of counting over 300 ballots. Marsha Walper placed the ribbons on the winning quilts Sunday, October 12.

Best of Show: Pompeii Obsession by Jeanne Brenner

Category: Art Quilts

- 1st Place Flutter Bye by Margaret Boeth
- 2nd Place Patience by Marsha Walper
- 3rd Place Kayak by Kathleen Turner

Category: Challenge Quilts

- 1st Place Dreaming of Stars by Marsha Walper
- 2nd Place Make a Wish by Judy Walker
- Wish I Had a Treehouse by Cheryl Willis

Category: Lap Quilts

- 1st Place Leaves by Susan Skornia
- 2nd Place Garden Party by Shirley Holder
- 3rd Place Diamond Honeycombs by Joy Vo

Category: Bed Quilts

- 1st Place Pompeii Obsession by Jeanne Brenner
- 2nd Place Butterfly Heaven by Jeanne Brenner
- 3rd Place Snowflower by Judith Boettcher

Category: Crib Quilts

- 1st Place Blake's Baby Quilt by Linda Lindquist
- 2nd Place Under the Sea, Come Play with Me 3rd Place I by Wendy Stone
- 3rd Place Noah's Art by Judith Boettcher

Category: Wall Hanging Quilts

- 1st Place Illumination by Laura Hooks
- 2nd Place Rachel's Bird Garden by Sylvia Dunnam
- 3rd Place Early Bird Gets the Worm by Laura Hooks

Call for Patriotic Star Blocks!

Frayed Edges has made several Quilts of Valor quilts using star blocks. These are very effective and fast. We'd love to have others participate in this rewarding project by making and donating star blocks.

Using 12 ½" square blocks, a patriotic lap quilt is usually 4 blocks wide by 5 blocks long. That means it takes 20 large blocks or a combination of large and small blocks to make a quilt.

Block Sizes: 12½"x12½" or 6½"x6½" (includes ¼" seam allowance)

Star Colors: red, white, blue

Background Color: white or "white on white designs"

Roberta Granville will collect the blocks at Quilters Unlimited meetings. Please call Roberta if you have any questions (see Membership Directory).

Lynne Hagmeier Workshops

You've been waiting. You've been investing in yourself. Maybe, you've been searching through your stash for suitable scraps. Well, it's almost time for the **Lynne Hagmeier** workshops. She will speak at the November meeting, then follow with the Friday and Saturday workshops. Seats are still available for both workshops. You can sign up online with PayPal or pay at the November meeting. Lynne also has fabric kits for both projects. The fabric ***Kierra's Kickin' It***, the Friday workshop of half hexies is \$77.50. The fabric kit for ***30-Something***, the Saturday workshop is \$99.00. She is bringing the kits for those who signed up in October and has told me she will be bringing a few extra for those of you who may have changed your mind and want her fabric. You'll pay Lynne at the workshops for the fabric kits. For the Friday *Kierra's Kickin' It*, I think you'll need a 7-8" square piece of template material. Both of these workshops are appear suitable for scraps. You'll need both small and larger (fat 1/8 and fat 1/4) scraps.

By now, everyone who has paid for the workshop has received the supply list. If by some chance, you haven't received the supply list, let me know, as I can email it to you. Lynne has sent me the template for the hexies for the Friday workshop, which I can also email to you.

Workshop Details:

Lynne Hagmeier - **Layers of Love**

Workshops held at Timberlane Church of Christ

Both workshops are from **9 am to 3 pm**. Please arrive in time to be set up and ready to begin the class by 9 am. We'll take a short break for lunch, so brown bagging is encouraged. Bring a treat to share if you'd like. Coffee, water, and ice will be available at the church.

Friday, November 14, 2014 - **Kierra's Kickin' It**

Saturday, November 15, 2014 - **30 - Something**

You may need an extension cord. Bring a heavy duty one, not one you might use for a lamp or Christmas tree lights.

I'm looking forward to a great time and hope to see you at a workshop!




Quilter's Unlimited of Tallahassee
P.O. Box 4324
Tallahassee, FL 32315-4324

November 13th QU Meeting

Don't Forget Your:

- Library Books
- Block of the Month Blocks
- Handmade Name Badge



Dates to Remember

November 13	Guild Meeting & Lynne Hagmeier Program, 7:00pm
Nov. 14 & 15	Lynne Hagmeier Workshops
November 22	Newsletter Deadline
December 11	Guild Meeting, 7:00pm
December 20	Newsletter Deadline
January 8	Guild Meeting, 7:00pm
January 22	Steering Committee Meeting

Meetings are held at
 Timberlane Church of Christ,
 3569 Timberlane School Road.
 The social half-hour starts at 6:30 p.m.
 The meeting starts at 7:00 p.m.

Upcoming Programs ...

December 11th - Installation of 2015 Officers and Chairpersons, Holiday Program to be determined

January 8th - Windows on the World (Cathedral/Attic Windows, etc.)

February 12th - Trash to Treasure/White Elephant Sale

March 12th - To be determined.....