
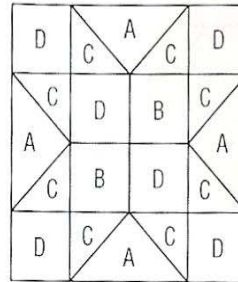



# JANUARY

## Indian Star

4-Unit Grid

Color Illustration: page 18



### FINISHED BLOCK SIZE

Single dimensions in the cutting chart indicate the size of the cut square (3" = 3" x 3").

FOR 1 BLOCK:

		4"	6"	8"	9"	10"	12"
Light	A: 1	3¼"	4¼"	5¼"	5¾"	6¼"	7¼"
	B: 2	1½"	2"	2½"	2¾"	3"	3½"
Medium	C: 4	1⅞"	2⅜"	2⅞"	3⅛"	3⅜"	3⅞"
Dark	D: 6	1½"	2"	2½"	2¾"	3"	3½"
<i>Try This:</i>	Reverse the mediums and darks in every other block.						

This is an easy block to start. Use off white or cream for the light and blues for the medium and dark. Don't forget to use the 12-inch instructions! I find it helpful to circle them with a pencil.

No solid fabric or muslin please.