
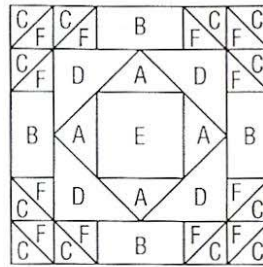



OCTOBER

Double X #4

6-Unit Grid

Color Illustration: page 14



FINISHED BLOCK SIZE

Single dimensions in the cutting chart indicate the size of the cut square (3" = 3" x 3").

FOR 1 BLOCK:

		4½"	6"	7½"	9"	10½"	12"
Light 1	A: 1	2¾"	3¼"	3¾"	4¼"	4¾"	5¼"
	B: 4	1¼" x 2"	1½" x 2½"	1¾" x 3"	2" x 3½"	2¼" x 4"	2½" x 4½"
	C: 6	1⅝"	1⅞"	2⅛"	2⅜"	2⅝"	2⅞"
Light 2	D: 2	2⅜"	2⅞"	3⅜"	3⅞"	4⅜"	4⅞"
Dark	E: 1	2"	2½"	3"	3½"	4"	4½"
	F: 6	1⅝"	1⅞"	2⅛"	2⅜"	2⅝"	2⅞"
<i>Try This:</i>	Use several different darks for E						

Fall is finally here so let's celebrate with yellows, orange and gold with our usual off white or cream light in a 12-inch block.

No solids or muslin.