



## Quilters Unlimited of Tallahassee

# Around The Block

Volume 33, Issue 5

May 2016

*Next Meeting: May 12th* Social Hall at Temple Israel, 2215 Mahan Drive, Tallahassee Florida The social half-hour starts at 6:30 p.m. The meeting starts at 7:00 p.m.

### ***2016 Officers:***

President: Pam Doffek  
President-Elect: Peggy Allen  
Membership Vice-President:  
Susan Dickerson  
Secretary: Judy Stricklin  
Treasurer: Heather Strickland

### ***2016 Chairpersons***

***Awards:*** Marsha Walper  
***Audiovisual:*** Betty Rinkel  
***Block Of Month:*** Wanda Crowe  
***Challenge:*** Stephanie Guttman,  
Laura Keller  
***City Hall Show:*** Jennifer Colley,  
Elizabeth Hawker  
***Directory:*** Michele & Drew  
Hackmeyer  
***Door Prizes:*** Lucy Patrick  
***Helping Hands:*** Stephanie  
Guttman  
***Library:*** Jeanne Brenner  
***Museum Show:*** Hattie Penne,  
Betty Rinkel  
***Newsletter:*** Karen Skinner  
***Opportunity 2016:*** Geni Raines  
***Opportunity 2017:*** Karen Kunz  
***Philanthropic:*** Michele Hackmeyer,  
Judy Rainbrook  
***Programs:*** Roberta Granville  
***Publicity:*** Kerry Cohen  
***Show & Tell:*** Linda Davis  
***Silent Auction:*** Karen Kunz  
***Sit&Stitch:*** Marsha Walper  
***Special Events:*** none  
***Sunshine:*** Jeanne Billings  
***Trip Coord:*** Peggy Clark  
***Web Coord:*** Jessica Duke  
***Welcoming:*** Sue Skornia  
***Workshops:*** Jeanne Benner

### ***President's Message***

Hello QU...Is there a rise in weddings that are before June? Or is it that the October wedding quilt promised is still not done? I think I should have it finished by the 1<sup>st</sup> anniversary. See, grandmothers have nothing on us single quilters, we try and get wedding quilts done before the 25<sup>th</sup> anniversary, just like you try to finish the baby quilt before they go to college!!! I have one top that's been hanging for a few months; the wedding is in Ireland and they won't be back till late May. That means you know what I'm doing Memorial Day weekend! AND a former student and employee just got his (and hers) PhD's and married. I left the party yesterday and promised them the quilt by the Fall. So now it's time to pull fabric and work the design.

It's always something...but it keeps us off the streets. Don't forget the City Hall Show is hung and the Museum show entries will be done soon, so please sign up for at least one slot to sit at the show to help our visitors better appreciate the fine work we all do in the name of quilting.

And I end with a cross-art infomercial: stop by LeMoyne Center for the Visual Arts from May 6-May 28 during their regular hours for the new exhibit "What's the Point: Embroidery As Art." Yours truly was a co-curator and I'm teaching a class on basic embroidery May 14<sup>th</sup>...plenty of spaces available, contact LeMoyne. There are several QU members who will have pieces hung displaying the large range of "fabric art."

So till we see each other: Keep Creating. Pam



### *Nominate a guild member for an award*

Nomination forms and guidelines for Distinguished Quilter and Volunteer of the Year are now online.

To find this information, go to the Quilters Unlimited site, click on "About QU" at the top of the page, then click on "Policies and Procedures" in the drop-down menu to find links to the forms and guidelines. The nomination form can be completed on your computer and must have a nominator and co-nominator listed on the form.

Nominations for Distinguished Quilter are due June 1 and nominations for Volunteer of the Year are due October 1.

Contact Marsha Walper with questions about submitting nominations.

### *Buy Your Tickets for the Second Quilter's Treasure*

Stop by the Quilter's Treasure table during the social time (6:30 - 7:00) before the May meeting to check out the 25 great quilt-related items in the Quilter's Treasure basket.

A list of items on the table in front of the QT basket reveals the new treasures (in original packaging), hand-made items, and fabrics it contains. Along with an Omnigridd ruler, threads, and books, you will find a Jelly Roll of 20 black & white fabrics, as well as a package of batting, and 20 "I Spy" squares of butterflies, insects, and frogs. More treasures are on the list!

Tickets are \$1 each or \$5 for ten. Use address labels to quickly put your name on tickets.

A drawing for the winner of this Quilter's Treasure will be held at the beginning of the June meeting! You do not have to be present to win.

Check with Marsha Walper if you have questions.

### *Save your Scraps* -- Roberta Granville

Members, keep saving those scraps. Over fifty pet beds have been donated thus far, keeping our discards out of the landfill. Keep up the good work.

### *Everybody Loves Door Prizes*

The door prize winners for April are Angel Canto, Martha Tilden, Mary Catherine Scott, May McLaren and Debra Hart. To those who didn't win but wanted The Early Bird Quilt none of the April winners chose it, so the chickens will reappear in May. Thanks to those who donated items for door prizes. Donating makes room in your sewing area for something new. Also, what you donate is just what someone else has been looking for.

*Your Door Prize Team: Lucy Patrick, Stephanie Rubanowice, and Gail Chase*

### *May Block of the Month*

In addition to the Instructions being posted on the Website, for those who do not have access to the Internet, the instructions have been attached to the end of the Newsletter.

### *QU Library*

The QU Library will be partially closed during May meeting.

Karen K Stone will be our guest speaker at the May guild meeting...Hurray!

To ensure there is room in the car for Karen, her bags, quilts, and work shop materials, the usual array of books available for check out, will not be present.

You are welcome to contact me, at least a day before the meeting, with a book request and it will make the journey. Returned books will also be welcome.

The library will return to business as usual in June, with a wide variety of titles available, plus a table full of books for sale.

Jeanne Brenner, Guild Librarian

### *2016 QU Challenge "Quilts"*

Your challenge quilts must be taking some form now! If not, it is not too late to purchase rules - even if you just wish to support the guild and the others who are meeting the challenge. It's not hard - it's just a quilt, and after all, we are quilters!

**All challenge quilts need to follow the same guidelines as the Capital City Quilt Show guidelines, with regard to hanging sleeve, quilt label, drop off at the museum.**

Important Dates:

- Applications are due May 31, 2016
- Final update on quilt measurement revisions is June 9, 2016
- **Drop off time prior to July meeting will be announced in June**
- Challenge quilt judging is at the July 14, 2016 meeting
- Drop off date is July 16th at the Museum of Florida History

*"I'm not telling you it's going to be easy. I'm telling you it's going to be worth it."  
by unknown author*

You will see us in the back at the meeting...Laura Keller and Stephanie Guttman. Come and talk!



### *Jail Project* -- By Judy Rainbrook

Peggy Clarke and I have been kept pretty busy our last few visits to the Leon County Jail helping the women there plan and execute their quilt entries to the Florida History Museum Quilt Show. Two women will be entering the show. In addition, the Jail Project women will be displaying an additional five quilts in an area of the Florida History Museum that focuses on community events. They are very excited!

The Jail is still looking for Christmas fabrics left from your Christmas projects and, as always, they are looking for **colored thread**. They can get black and white thread from the jail but colored thread is strictly a donation resource. So please check your stock and let us have the leftovers.

Another item we are looking for are used sewing machines in good condition and with the manual included or available to be downloaded from the internet. Sew for Hope Kids has been supplying the graduates from its excess donated machines but they have almost depleted their "stock" and there are several women interested in machines that will be released in the next several months. So if you are sitting at home with an excess of machines or can part with your "first" machine, now would be the time to seriously consider passing it on to someone who could use it to improve her life. I will be happy to come pick it up from you. See the Directory for my phone number. Or contact me at the QU meeting. I always sit with Cynthia at the Sew for Hope Kids table at the back.

Thank all of you for your continued great support of the Jail Project. It makes such a difference to these women.

### *Sunshine Committee*

Do you know a guild member who has lost a family member, is ill, or having surgery? The Sunshine Committee -- actually Jeanne Billings -- sends out cards appropriate to the situation to the family/member on behalf of the Guild. But Jeanne can't do this if she doesn't know about it. So please contact her if you become aware of something like this.

### *Workshops*

**Karen K Stone**

Don't miss the lecture at the Temple at the regular QU meeting.

Karen K Stone workshops **are at capacity**. If you would like to be on the waiting list for either workshops, Little Things That Count or Loquat, please contact Jeanne Brenner, at email address> [jbqlts@aol.com](mailto:jbqlts@aol.com)

The workshops' **location has been changed** to Woodville Community Center, with a new start time of 10:15 a.m., at 8000 Old Woodville Road. It adjacent to the Woodville library building. [Previously, the classes were planned to be held at the Timberlane Church of Christ].

Photos and more information are on our QU web site.



*Classes* -- Please contact Jeanne Brenner to register.

*Trapunto*

**Saturday July 30** from 10:30 AM to 3:30 PM. Pam Doffek will be teaching a class on Trapunto at the Chaires Community Center

Class fee: \$30

Class description: Trapunto Trips

Let's take a leisurely Trip into what Trapunto is...techniques, history and how to execute it by hand or machine. Every participant will get a full scale of the class model. However, in class we will copy and execute a motif of the student's choice so it's not such a scary thing. We will learn and practice trapunto and cording techniques both ancient and modern; hand and machine approaches. All in-class work will be handwork, so no machine is needed; we will talk about how to adapt hand techniques to machine. Pam will supply the pattern, muslin backing and yarns/threads. Student class supply list provided on full class payment (don't worry, there's nothing out of the ordinary on the supply list).



Full Class Project



Grape Motif



Cherry Motif

*Classes* ....continued

*Wool Applique and Embroidery*

**Saturday September 17<sup>th</sup>.** Lucy Patrick will teach a class on wool applique and embroidery at Chaires Community Center inspired by Sue Spargo's designs. Details to be worked out in the near future.



*Tree Quilt*

**Saturday, November 12.** Linda O'Sullivan will teach her tree quilt at Chaires Community Center from 10:30 to 3:00. Class fee: \$30



*City Hall "Show"*

"Home And Heart" Quilt Exhibit at City Hall, by Quilters Unlimited  
April 27 – June 20, 2016

June 21 9:00-10:00 am, Exhibitors must pick up their entries at City Hall.

You may reach us at, Jennifer Colley – jenbar1213@yahoo.com (661-6736) and Elizabeth Hawker – wildduck@bellsouth.net (352-359-1017).

Thank you so much to everyone, who has been involved in this effort, for all of your diligent efforts to make this show a success. Jennifer and Elizabeth

This show is sponsored by the Council on Culture & Arts (COCA), and the information below is from them:

*"This exhibition brings together fiber works from talented local artists of the Tallahassee Quilters Unlimited guild. This year's exhibit showcases a wide range of styles, colors and textures.*

*On display are over 35 quilts, by 22 quilters. With quilts featuring playful animals, amazing geometric patterns, and vibrant colors, the range of design and inspiration will be sure to dazzle the eye.*

*Download the Art Exhibit Treasure Hunt for young gallery goers (it's fun for grown ups too)!  
<http://www.tallahasseearts.org/event/fiber-art-exhibition/>  
<http://www.cocanet.org/city-hall/>*

*This exhibition is one of many curated by the Council on Culture & Arts for the Art in Public Places program on behalf of the City of Tallahassee. For more information about this program, visit [www.cocanet.org/app](http://www.cocanet.org/app). For more information about this exhibition, upcoming exhibitions, or the Art in Public Places program, contact Amanda Karioth Thompson at COCA, (850) 224-2500 or [amanda@cocanet.org](mailto:amanda@cocanet.org)."*

[www.quilttallahassee.com](http://www.quilttallahassee.com)

*“Capital City Quilt Show”, at the Museum of Florida History  
July 28<sup>th</sup>, 2016 - September 18<sup>th</sup>, 2016*

---- *From Hattie Pennie*

Entry Application DUE:	Fri. 5/27/2016 - Midnight
Final date to update and resubmit revised measurement of your Quilt	Thurs. 6/9/2016 - Midnight
Challenge Quilt Contest	Thurs. 7/14/2016 (Guild Meeting)
Quilt Drop Off (Museum)	Sat. 7/16/2016 10:00a.m.
Opening Night Reception (Museum)	Thurs. 7/28/2016 5:30-7:30 p.m.
Museum Show	Fri. 07/29/2016--Sun. 9/18/16
Silent Auction Ends & Opportunity Quilt Drawing	Sun 9/18/16
Quilt Pick Up (Museum)	Sat. 9/24/2016 10:00a.m. to 12:00 p.m.

**Opening Night Reception** begins at 5:30 P.M. All QU members are expected to please bring finger foods. Make sure your serving dish has your name on it and remember to pick up the dish after the reception. At this time I am in need of someone to organize the members for the event.

**IMPORTANT REQUIRED INFORMATION FOR QUILT DROP-OFF**

- **Hanging Sleeve:** A four inch (4”) hanging sleeve must be sewn (not pinned) on the back of the quilt. Make the sleeve 1” shorter on each side of the quilt. This is required by the museum to enable your quilt to hang evenly. (Michele Hackmeyer is an excellent source of information on making these if you are having trouble with your sleeve for you quilt).
- **Quilt Label:** Each entry’s title and quilter’s name must be sewn on (not pinned) on the back of the quilt or on the inside of the clothing item.
- **Pillow cases:** Quilts are to be placed inside a pillow case. The pillow cases will be returned to you with the quilt inside for pickup. Make sure your name is on the pillow case.
- Everyone who has a quilt hanging in the show is asked to volunteer two (2) hours for each quilt hanging in the show. Sign-up sheets for volunteers will be sent around the room at the next few QU meetings, or you can contact Betty Rinkel.

**\*\*RECEPTION – IMPORTANT INFORMATION FOR QUILTERS WHO HAVE A QUILT IN THE SHOW (does not apply to Silent Auction items):**

- **During Opening Night Reception:** Please plan to wear your Quilted/Handmade Name Tag and arrive before 5:30PM. We would like for you to be recognized as a participant in this year’s show. If you are attending the reception and after the ribbon cutting ceremony, you will be asked to stand by your quilt for about 20-30 minutes so you can share your masterpiece with the public and answer any questions. If you have more than one item in the show, please select the one you want to share the most!



### *Opportunity Quilt Tickets* - by Geni Raines

Tickets for the 2016 QU opportunity quilt, "**Just Beachy**," are here! I will have them available for pick up at the next meeting. They will be available in envelopes of 20 tickets. One opportunity for a suggested donation of \$2 or three opportunities for \$5. Please pick up an envelope and return the completed tickets and collected money at the next meeting after you have sold them. If you need to make other arrangements, you can call or email Geni Rains. My contact information is in the directory.



The 2016 Opportunity Quilt

### *Museum Show volunteering* –by Betty Rinkel

Members, remember to bring your calendars and sign up for your time(s) at the quilt show. There are plenty of Saturday and Sunday dates open for you weekly workers, so get the time that is right for you.

Among our other duties, we need to be available to sell tickets for our Opportunity Quilt. We must be there, or tickets are not sold, for the museum staff cannot do that for us. Each time frame is only two and one half hours, starting at 9:00 am weekdays, 10:00 Saturdays, and 12 noon (two time frames) on Sunday. You can take a project you are working on, a book or magazine, and be ready to interact with our guests.

### *QU Book Club*

We would love for you to join us. Meeting location and date can vary. For further information, contact Joy Vo or Kris Klob.

The following are titles and dates for upcoming meetings. All titles are available through Leon Co. Library.

- To Scotland with Love by Patience Griffin, **May 29**
- The Healing by Laure Swelling, June 24



### *2017 Opportunity Quilt* -- By Karen Kunz

I am excited about the response I received for the 2017 opportunity quilt. If you were not at the last guild meeting, here is a photo of the quilt. We are asking guild members to donate an eighth of a yard of the color fabric for the nine patches, or an eighth of a yard of the neutral print fabric for the hour glass blocks.

The fabric will be cut into kits, and workshops will be scheduled for piecing the blocks at a later date. Kits will also be available for members to piece the blocks and hexi flowers at home, and return. I am pleased to announce that Julie and Brittany Love of Stitches of Love Quilting, on 7th Avenue, has made it possible for the guild to purchase, at cost, a bolt of Moda Bella cream fabric for the quilt. Their shop will also have a basket for members to drop off their donations, or purchase their eighth of a yard for the quilt.

Thank you Julie and Brittany for your support.

If you have any questions, please feel free to contact Karen Kunz by email or phone.



~~~~~  
Examples of the types of neutrals needed for the hour glass blocks:





### *Are You Missing E-mail Blasts from the Guild?*

We've learned that when some of the members have not received their "Blasts", their e-mail host frequently thinks the article is SPAM. Here are two possible fixes for the members:

1. Check your SPAM filter and mark the email as "not SPAM";
2. (BEST) Enter the name of the sender into your contacts list -- for the blasts, the sender almost is [webmaster@quilttallahassee.com](mailto:webmaster@quilttallahassee.com).

If you still are not getting notifications, e-mail the Newsletter Editor, who helps the Webmaster keep an eye on the Mailchimp-based Blast system. Sometimes, we may have typed something in incorrectly into the system.

And always remember to let us know if your email address has changed.

### *Newsletter Info*

The **deadline** for newsletter submissions for the next issue is:

**June 1<sup>st</sup>, 2016**

Please submit materials to Karen Skinner via email at [newsletter@quilttallahassee.com](mailto:newsletter@quilttallahassee.com)

When submitting the information via e-mail, please place in the subject line "QU – For Month Newsletter" – "Subject of Article" (what the month your article refers to, and what is the subject of the article). All articles submitted for the newsletter must be written/worded as they should appear in the newsletter. If deemed necessary, the Editor may correct typographical errors, and may divide articles to meet spacing and formatting needs. Submittal as a WORD document or text file is preferred.

*There is only one version of the Newsletter prepared, not one for Web-blasts and one for the Website. If you do not want your personal email address or phone number visible on the website's PDF version, please do not include it in the article. You can always indicate that your contact information is available through the Directory.*








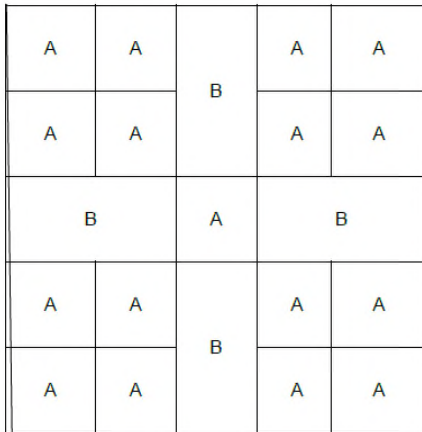
| <i>2016 Guild Calendar</i> (subject to change) |                                                                                      |                             |
|------------------------------------------------|--------------------------------------------------------------------------------------|-----------------------------|
| April                                          | City Hall Show (through June 20 <sup>th</sup> )                                      | City Hall                   |
| May 12 <sup>th</sup>                           | Guild Meeting; Karen Stone, guest lecturer & Trunk Show                              | Social Hall @ Temple Israel |
| May 13 <sup>th</sup>                           | Workshop: Karen K Stone                                                              | Woodville Community Center  |
| May 14 <sup>th</sup>                           | Workshop: Karen K Stone                                                              | Woodville Community Center  |
| May 17 <sup>th</sup>                           | Steering Committee Meeting                                                           | Social Hall @ Temple Israel |
| May 27 <sup>th</sup>                           | Museum Show Entry Application due                                                    |                             |
| May 31 <sup>st</sup>                           | Application Deadline for QU Challenge                                                |                             |
| June 1 <sup>st</sup>                           | June Newsletter Deadline                                                             |                             |
| June 9 <sup>th</sup>                           | Final update on quilt measurement revisions for QU Challenge                         |                             |
| June 16 <sup>th</sup>                          | <i>(Not the normal date of the 9<sup>th</sup>)</i><br>Guild Meeting; "Philanthropic" | Social Hall @ Temple Israel |
| June 20 <sup>th</sup>                          | End of City Hall Show                                                                | City Hall                   |
| July 14 <sup>th</sup>                          | Guild Meeting; judging of "Challenge Quilts"                                         | Social Hall @ Temple Israel |
| July 16 <sup>th</sup>                          | Drop off date for QU Challenge quilts and other quilts                               | Museum of Florida History   |
| July 19 <sup>th</sup>                          | Steering Committee Meeting                                                           | Social Hall @ Temple Israel |
| July 16 <sup>th</sup>                          | Quilt Drop-off for Museum Show                                                       | Museum of Florida History   |
| July 28 <sup>th</sup>                          | Museum Show Reception                                                                | Museum of Florida History   |
| July 30 <sup>th</sup>                          | Trapunto Class                                                                       | Chaires Community Center    |
| August 11 <sup>th</sup>                        | Guild Meeting - Oriental Quilts and Influences, presented by Robin Wolfe             | Social Hall @ Temple Israel |
| Sept. 8 <sup>th</sup>                          | Guild Meeting - Precuts, Jelly rolls, Layer cakes, etc.                              | Social Hall @ Temple Israel |
| Sept. 17 <sup>th</sup>                         | Wool Applique and Embroidery Class                                                   | Chaires Community Center    |
| Sept. 18 <sup>th</sup>                         | End Museum Show; Silent Auction ends, and Opportunity Quilt drawing                  | Museum of Florida History   |
| Sept. 20 <sup>th</sup>                         | Steering Committee Meeting                                                           | Social Hall @ Temple Israel |
| Sept 24 <sup>th</sup>                          | Quilt pick-up for Museum Show                                                        | Museum of Florida History   |
| Oct. 13 <sup>th</sup>                          | Guild Meeting - Celtic Quilts                                                        | Social Hall @ Temple Israel |
| Nov. 10 <sup>th</sup>                          | Guild Meeting - How to Successfully Use and Combine Blocks of varying sizes.         | Social Hall @ Temple Israel |
| Nov. 12 <sup>th</sup>                          | Tree Quilt Class                                                                     | Chaires Community Center    |
| Nov. 15 <sup>th</sup>                          | Steering Committee Meeting                                                           |                             |
| Dec. 8 <sup>th</sup>                           | Guild Meeting - "Celebration Time"                                                   | Social Hall @ Temple Israel |



**ATTACHMENTS FOR THOSE WHO DO NOT HAVE ACCESS TO THE INTERNET**

*May Block of the Month*  
*"Cross in a Square"*

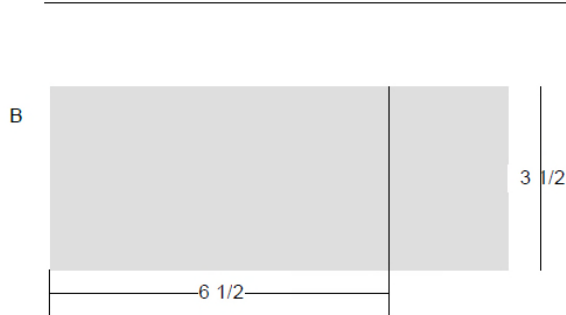
Key Block (8/50 actual size)



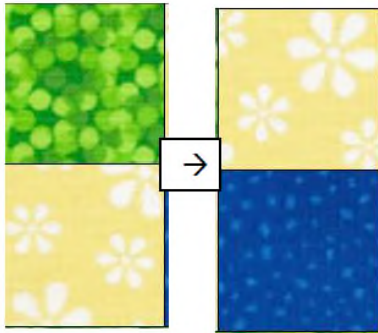
Patch Count

*QuiltTallahassee.com*

Cutting Diagrams




Strip piecing alternative for  
4-patch pieces:



CUT strips (one green, one blue, two yellow) 3 ½ inches by 14 inches. Sew one yellow to the blue and one to the green. CUT 3 ½ inch segments and sew the segments together as shown to make four 4-patch segments.



CUT a green strip 3 ½ inches by 26 inches. Cut it every 6 ½ inches to make 4 segments. CUT the red 3 ½ by 3 ½ inches. Arrange the segments as shown and sew together.



That was easy.

Now what if...

I cut it in half vertically and rotated? Or both directions? If you are going to explore these options, be sure to add  $\frac{1}{2}$  inch per cut to the center pieces to allow for the extra seams and keep the original block finished size.

