



Quilters Unlimited of Tallahassee

Around The Block

Volume 33, Issue 8

August 2016

Next Meeting: August 11th Social Hall at Temple Israel, 2215 Mahan Drive,
Tallahassee Florida The social half-hour starts at 6:30 p.m. The meeting starts at 7:00 p.m.

2016 Officers:

President: Pam Doffek
President-Elect: Peggy Allen
Membership Vice-President:
Susan Dickerson
Secretary: Judy Stricklin
Treasurer: Heather Strickland

2016 Chairpersons

Awards: Marsha Walper
Audiovisual: Betty Rinkel
Block Of Month: Wanda Crowe
Challenge: Stephanie Guttman,
Laura Keller
City Hall Show: Jennifer Colley,
Elizabeth Hawker
Directory: Michele & Drew
Hackmeyer
Door Prizes: Lucy Patrick
Helping Hands: Stephanie
Guttman
Library: Jeanne Brenner
Museum Show: Hattie Penne,
Betty Rinkel
Newsletter: Karen Skinner
Opportunity 2016: Geni Rains
Opportunity 2017: Karen Kunz
Philanthropic: Michele Hackmeyer,
Judy Rainbrook
Programs: Roberta Granville
Publicity: Kerry Cohen
Show & Tell: Linda Davis
Silent Auction: Karen Kunz
Sit&Stitch: Marsha Walper
Special Events: none
Sunshine: Jeanne Billings
Trip Coord: Peggy Clark
Web Coord: Jessica Duke
Welcoming: Sue Skornia
Workshops: Jeanne Brenner

President's Message

AHHHH it was so wonderful to see so many of you at the Capital City Quilt Show opening. And the FOOD and Punch, delish. Thanks to Hattie and Betty and all the committee people. The reception was nice, the show looks SO wonderful and several of your fellow QU members were there and offering opportunities for the wonderful quilt that Geni Rains organized with blocks created by so many of you.

In my opening comments I mentioned the 34 years of successful collaboration between the Museum staff and QU was so wonderful and I'm sure it will continue for many more years. I also said that I know everyone from Museum Staff to the Secretary of State understands what a great economic generator this show is for the museum, Tallahassee and many parts of the state. It definitely is a positive for arts and culture in Tallahassee and surrounding areas. Dr. Brunson, the head of the Museum, told me the Secretary of State LOVES the show and will definitely visit (before you get this newsletter) and he genuinely regretted not being able to be at and address the opening reception.

NEW IN THE MAKING...LOOK FOR DETAILS: a new opportunity to get together on the afternoon of our regular guild meetings. It will be more than just a sit and stitch. It is a tripartite effort between your Workshop, Sit&Stitch and Membership Committee chairs. Breaking news as it happens!!!

Until then, stay cool, stay dry and keep creating. Pam

August 2016 Program - Oriental Quilts and Influences.

Robin Wolfe will be our featured presenter in August. Robin has long been a fan of oriental fabrics and themes. Could it be the influence of her early travels to the Far East? She has many quilts to share with us which you are sure to enjoy. If you also have made oriental themed quilts please share them at this meeting.

Additional 2016 Guild Programs for 2016 --- from Roberta Granville

September- Precuts, Jelly rolls, Layer cakes, etc. The use of precuts will be discussed, including ways to have a jelly roll race. >>>>>>>>>>>>>>>>>>>>

October- Celtic Quilts, presented by Linda O'Sullivan.

November- How to Successfully Use and Combine Blocks of varying sizes. Wanda Crowe and Pam Doffek will enlighten us as to how to turn unlike blocks into workable, interesting quilts.

December- "Celebration Time". The end of a year and time to celebrate our successes. Party Time!



~ ~ ~ ~ ~

"Capital City Quilt Show", at the Museum of Florida History

Important Dates:

- Sun 9/11/16 -- Silent Auction Ends & Opportunity Quilt Drawing
- Friday September 16th from 1:00pm to 4:00pm, or Saturday 17th 10:00a.m. to 12:00 p.m. -- **Quilt Pick Up** (Museum)

2016 Opportunity Quilt "Just Beachy" by Geni Rains

The quilt, "Just Beachy," is now on display at the Museum of Florida History. I will have tickets available at the August meeting. Please take some tickets and return them filled out along with the money collected. Tickets are available for a suggested donation of \$2 for one or \$5 for three. Thanks!



The 2016 Opportunity Quilt

Museum Show volunteering –by Betty Rinkel

Among our other duties, we need to be available to offer tickets for our Opportunity Quilt. We must be there, or tickets are not offered for donation, for the museum staff cannot do that for us. Each time frame is only two and one half hours, starting at 9:00 am weekdays, 10:00 Saturdays, and 12 noon (two time frames) on Sunday. You can take a project you are working on, read a book or magazine, and be ready to interact with our guests.

Florida Museum of History Second Saturday Program

11:00 am – 12:30 pm
Bring Your Children and Grandchildren!

These programs are conducted by the Museum staff and augment our Quilt Exhibit. We hope to see many of you at these Saturday Programs.

August 13 – Quilting: Building Blocks

Participants will be introduced to traditional quilting patterns and identify patterns in Quilt Show quilts. The activity in the Museum lobby will introduce common quilt block patterns through historic images and activity sheets with glued fabric or pencil and crayon. There will be a self-guided tour using a handout on pattern examples to find in the Quilt Show.

September 10 – Quilting: Bringing Us Together

The Museum will reinforce ideas of community and cooperation in quilting. There will be a tour of Museum galleries, including Citrus Friendship Quilt, Highlights Gallery “4 Freedoms” Quilt, and the Quilt Show. It will include definitions of “community” and the theme for the Quilt Show, “By the Water’s Edge.” The activity will include crafting individual quilt fabric squares to be united in a quilt for the Museum of Florida History.

“Quilt Quest” will be a daily activity at the quilt show. There will be questions about techniques and patterns, as well as animals and water features. Other questions may be “Which quilter’s story do you like best?” or “If you were making a quilt, what type would you make?”

Contact Marsha Walper for more information.

~ ~ ~ ~ ~

Block of the Month -- August: “North Wind”

Instructions for making this block are attached to the end of the Newsletter.



Lap Quilts for Veterans -- by Roberta Granville

Hopefully, guild members have been busy creating lap quilts for veterans. Our goal was at least fifty lap quilts in two months' time. Be sure to bring your finished contribution to the August meeting.

The sizes to make are: 27 x 27 in., 27 x 36 in., or 36 x 36 in.

Any pattern or color can be used for these quilts but for the most part, think adult and masculine. Animal prints, sports, patriotic, even solid colors will work. Do you have a suitable orphan block? Surround it with various borders until you have the correct size, and a lap quilt top is soon made. Machine quilting will hasten the finished product.

Nominations for Volunteer of the Year - Due by October 1st

Guidelines and the nomination form for the Quilters Unlimited Volunteer of the Year are on the web site. Click on "Activities and Projects" at top of page, then click on "Awards" in drop-down menu to find links to guidelines and nomination form.

The nominator and co-nominator can complete the form on a computer.

Contact Marsha Walper with questions about submitting nominations.

Quilter's Treasure at August Meeting!

Buy your tickets during the social time (6:30 - 7:00) for a chance to take home this basket of new treasures, hand-made items, and fabrics at the next meeting.

Tickets are \$1 each or \$5 for ten tickets.

Batting, a Jelly Roll of 26 blue fabrics, 40+ "I Spy" squares, an 18" Quilt and Sew" ruler, 11 spools of thread, books, and more are on a list in front of the basket!

Questions? See Marsha Walper.

Sewing Party -- By Karen Skinner

The Guild will be sponsoring another Sewing Party on **October 8th**, at the Woodville Community Center, at 8000 Old Woodville Road. It is adjacent to the Woodville library building. Doors will open up for general sewing at 10:30, but we'll need a few helpers for set-up at 10:00 a.m.

We also would like to have a rough head-count of how many members may attend.

Please contact me (Karen Skinner) at my newsletter@quilttallahassee.com email address to let me know.

Bus Trip to Jacksonville QuiltFest -- By Peggy Clark

We will be going to Jacksonville to see the beautiful and one of a kind quilts. There is a great number of items to bid on at the silent auction and tickets to buy a chance on for a number of quilts and other treasures. You can eat your lunch in the show if you so desire. I can tell you from experience the coffee and desserts were excellent. You will not want to miss out. We need a certain number of people to ride the bus to warrant us to leave the driving to someone else. Bring a daughter, granddaughter, or best friend that is interested in quilting and \$35 each to ride along. Treats and water will be provided on the journey along with "bus-door prizes". **I really need the \$\$ before September 1st to be sure we have enough seats purchased.**



Why join a Sit-n-Stitch group? What do they do?

During our regular monthly Quilters Unlimited meetings, attention is focused on the program and you don't have a chance to talk to the people sitting around you. In our large organization, we are lucky to have a wide assortment of small Sit-n-Stitch groups. In a Sit-n-Stitch group you have an opportunity to meet other quilters, share similar interests, and get to know the members better.

The first thing to do when looking for a Sit-n-Stitch is to decide on a location and a time that fits your schedule. Do you want to meet in the morning, lunchtime, afternoon, or evening? Do you want to meet once a month, twice a month, or every week? We have groups in these various time slots.

The next thing is to find a group that matches your interests or offers something new for you to try. Do you want to help with philanthropic projects, work with historical fabrics and styles, read novels with quilting themes, sew on individual projects by hand, concentrate on art quilts, or work on specific techniques such as appliqué? We have groups in these areas.

Look under the Activities/Events Menu on the QU web site for further details about the Sit-n-Stitch groups; a listing is also included in the Newsletter, towards the last page. Some groups do have size limitations due to the size of meeting locations or limited parking space, but you should be able to find something that fits both your schedule and interests.

We can also start new Sit-n-Stitch groups! They can be based on almost anything from interests in specific quilting techniques to similar ZIP codes. As well as meeting in members' homes, the public library has meeting space available, and our meeting room at Temple Israel is available during the day for guild members on our regularly scheduled meeting day, the second Thursday of each month.

The new group "Bits and Pieces" is not on the web list yet, but will have its first meeting at Temple Israel on the 2nd Thursday, August 11 from 1:00 – 4:30. Look for details in the following article.

Contact Marsha Walper about joining an existing group or for help in starting a new group.

A Special Invitation to QU Members -- "Bits and Pieces"

We are starting a new group called "Bits and Pieces" and invite everyone to participate. Meetings will be at Temple Israel, where the guild meets, on the second Thursday afternoon before our evening meeting. The first meeting will be **Thursday, August 11** from 1:00 – 4:30 pm.

Whether brand new to quilting or an experienced quilt maker, "Bits and Pieces" is a chance to interact with others, who have a common interest. It seems there is often a long, lag time between joining a large group and feeling like you are a part of it.

When I joined the guild in 2005, I felt like the odd man out. Many members were anxious to catch up with their friends during the brief social time before the meetings began and it was difficult for a visitor or new member to really meet anyone. It took several years of attending by myself and just enjoying the programs and show and tell before the ice was finally broken. Volunteering to help with some projects and participating in show and tell, led to being able to say hello to more and more people. Now going to the guild meetings is one of the highlights of my month.

Join us at "Bits and Pieces" where we will have plenty of space to spread out and work on community projects like the 2017 Opportunity Quilt or charity quilts for groups such as Sew for Hope, Hospice, Quilts of Valor, etc. Working with donated fabrics, deciding on layouts, cutting, sewing, and ironing will all be part of the creative process. You may also bring your own projects to share or to ask for advice.

If you are working or otherwise unable to attend "Bits and Pieces," but would like to get to know other members, there is a new Membership Committee forming to help you get acquainted with different activities and projects in the guild. Susan Dickerson is the Membership Chairperson and is always at the first table as you enter the room for a monthly guild meeting.

Marsha Walper is the coordinator for Sit-n-Stitch groups and is willing to help you find one that suits you. If there are several people who want to meet, but no space available in the current groups, it is possible to form a new Sit-n-Stitch. See Directory for Contact information.

Karen Kunz is in charge of the 2017 Opportunity Quilt. She would love to get to know you and help you get involved. See Directory for Contact information.

My name is Jeanne Brenner and during guild meetings I am almost always at a table in the back with the guild library. Please come by and check out a book, sign up for a class, or just say hello. My contact information is jbqlts@aol.com or 997-3109.

The guild provides many opportunities for fellowship, knowledge, and helping others, but you have to get involved to fully benefit from being a member.

Susan, Marsha, Karen and I are glad you are in the guild and hope you will enjoy learning and playing along with us in "Bits and Pieces."



Classes by Guild Teachers -- Please contact Jeanne Brenner to register.

Saturday September 24th

Wool Applique and Embroidery

Lucy Patrick will teach a class on wool applique and embroidery at the Leon County Cooperative Extension Office from 9 a.m. to 4 p.m.

Kits will be available at the August meeting. There is homework before class begins, so you can jump into learning new techniques.

Class fee: \$30

Class size limited to 10 students.



~ ~ ~ ~ ~



Saturday, November 12.

Tree Quilt

Linda O'Sullivan will teach her tree quilt at Chaires Community Center from 10:30 to 3:00. Learn a new technique from our own master quilter.

Class fee: \$30

~ ~ ~ ~ ~

Saturday, February 4th, 2017

Art Quilts, by **Deon Lewis** at the Woodville Community Center.

Two different sessions will be held on the same day.

In the morning, 10:30 to Noon, Deon will discuss her process to create unique art quilts.

The afternoon session from 1:30 to 4:00, will be a hands-on work shop to create a small wall hanging.

More information to follow.

You may register for either session or both.

Morning lecture \$15. Afternoon Workshop \$20.

Workshop limited to 20 students.

Workshops

May 12 and May 13, 2017

Sharon Chambers

Mark your calendar for our next nationally renowned guest speaker/teacher.

Sharon Chambers will give a lecture at our May 11, 2017 guild meeting, followed by workshops on May 12 and May 13.

Her work is incredible!! You won't want to miss this event.

Please help decide which classes would best suit our members. The following are all available class topics >>>

- Designing a quilt,
- Quilting on a domestic machine,
- Curved piecing,
- Machine or hand applique,
- Raw edge applique.

~ ~ ~ ~ ~

May 10, 2018

Suzanne Marshall is coming to Tallahassee!

From an article on the internet*, Suzanne is an "international-award winning quilter. As a self-taught quilter who has never taken a lesson, Suzanne has evolved novel ways to construct quilts, such as Take-Away Applique, which she shares with her classes. She is an effective teacher has taught in most states and at both AQS and IQS shows, and around the world (Austria, Australia, Singapore, and South Africa). Her quilts have won numerous prizes, including multiple awards for Best Hand Workmanship at the American Quilter's Society shows in Paducah and Lancaster. Her quilt *Toujour Nouveau* was named as one of the Twentieth Century's 100 Best American Quilts." [*<http://www.manyhandsfiberartsfestival.org/2016-festival-events/>]

2017 Opportunity Quilt -- By Karen Kunz

Just a reminder, we are collecting 1/8 of a yard of the color print fabric, and 1/8 of a yard of the cream or tan print fabric to make kits for the 2017 opportunity quilt. There will be a basket at one of the tables, along with a photo of the quilt.

We will be making up kits in the fall for members to take home and return.

Thank you again for your support.



??? A Quilting Retreat ???? -- by Karen Skinner

The Steering Committee has discussed the possibility of hosting a two-night Retreat in the Spring of 2017. But we need input from you as to whether investigating this idea is worth further effort.

The potential location would be at the Norman Park Baptist Conference Center, which is located about eight miles north of Moultrie, Georgia [this is the same locale that Suzanne's Quilt Shop held numerous retreats]. Base cost for two nights room, six meals, and sewing space would be in the realm of \$190 double occupancy (with options for single occupancy). The event would run from mid-Friday through mid-Sunday. At this time, it would be a bring-your-own-projects to sew event, although depending on the response, additional activities might be planned.

As with all events, the answer for many people is the date, but setting that aside, the initial question is how many people might spend the money to attend such an open-sew event. We would need at least 10 committed people to make it "work". Send your vote/comments to Karen in care of newsletter@quilttallahassee.com.

Quilt Challenge 2016 Summary - by Laura Keller

Twelve beautiful quilts were entered in the QU Quilt Challenge for 2016 and aren't they glorious! Everyone was great about keeping secrets and following lots of rules – even using the pebble fabric. The Museum has done a splendid job of showing them off - gotta go see 'em! Winners of the 2016 Competition are:

Best of Show: Florida's Beautiful Blue, by Marsha Walper

Catch of the Day: Beacon of Hope: An Ode to Florida Lighthouses, by Kerry Cohen

1st Place Theme: Last Light, St. Marks, Florida, by Martha Tilden

1st Place Creativity: Florida Snowbird, by Leslie Cohen

1st Place Workmanship: Brown Pelican: Gulf County, Florida, by Barbara Hoagland

2nd Place Theme: Florida Wetland: A Pond Gathering, by Hattie Pennie

2nd Place Creativity: A Florida Pond, by Linda Stright

2nd Place Workmanship: Florida Friends, by Mary Catherine Scott

In the next few weeks, we will be completing the final report to our President. Follow-up recommendations to next year's committee will be made, so if you have any suggestions, we welcome them. We've already received a few new and different ideas, which we will incorporate into the report to the Steering Committee. Any suggestions not received by the time the report is finished will be placed in the committee notebook as they are received.

A great big thank you to all who participated and also a thank you to all those who purchased the rules. The more rules purchased, the bigger the monetary prizes and the more we can put in the QU cash reserves. Lots of thanks to Leslie Cohen for making the very creative prize ribbons and Rosie Patterson for helping to count the votes. Laura and Stephanie enjoyed co-chairing this committee. Two heads were definitely better than one and it certainly reduced the work and stress levels!

Moultrie Fall Quilt Exhibition
October 6th – November 4th, 2016

Colquitt County Arts Center
401 7th Avenue S.W.
Moultrie, GA 31768
229-985-1922

Enter a Quilt. Registration deadline is September 16, 2016

For a registration form, go to <http://colquittcountyarts.com> and click on the "Exhibits – Art of the Museum" box and go to bottom of next page for 2016 quilt form. Mail form with \$10 entry fee for each quilt by the deadline, September 16th.

Cash prizes of \$100 will be awarded for overall "Best of Show" and "Viewer's Choice."

Contact Marsha Walper for more information.

New Philanthropic Opportunity!

'Rags to Bags' (R2B) is a committee sponsored by Sustainable Tallahassee. Sustainable Tallahassee promotes environmental stewardship and economic vitality in our community through education and collaboration. The objective of R2B is to raise awareness of the importance of using reusable bags rather than plastic bags when shopping. To that end, they make and give away cloth bags using donated and repurposed materials.

We have been provided with a simple pattern and asked to help in this effort. Bag instructions are provided in this newsletter and will also be posted on the Philanthropic page of the QU website. Completed bags can be brought to any monthly guild meeting and turned into Michele Hackmeyer

* * * *

Rags to Bags reusable fabric shopping bags

Materials – a wide variety of washable fabric types can be used although heavier weight cottons are ideal. Do not use very light weight or stretchy fabrics. Sizes of the fabric pieces do not have to be exactly as specified.

Cutting

Bag Body: 18" x 36" (suggested size)

Handles: 6 strips each 2.5" x 40-45" (suggested size)

'Rags to Bags' tag (provided)

Construction

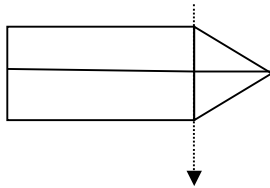
Fold bag body fabric, right sides together, to make an 18" square. With fold side as bottom, stitch or serge sides.

Make box corners. Match each side seam with the bottom fold to form triangles.

Measure 3 inches from the point and draw a line perpendicular to (across) the side seam.

Stitch/serge along this line. Trim off points leaving ½" seam allowance>>>>>>

>>>>>>



Finish top edge by serging or folding under $\frac{1}{4}$ " and stitching.
Fold down 1" on top edge.

Make handles by braiding 3 strips together. Baste or pin ends.

Attach handles to inside of bag, looping each 5" from side seam. Top stitch around the top of the bag and around the bottom of the 1" fold down.

Newsletter Mail-outs

Last year, the membership voted on a new requirement regarding mailed newsletters. You must provide the Newsletter Editor with a Self-Addressed Stamped Envelope (SASE) for every Newsletter you wish mailed to you.

The Newsletter editor requests that you provide enough envelopes to match the remainder of the Guild year (which ends in December). In January, assuming you are still a member, you would provide a new cycle of SASEs. Please do not expect the Newsletter Editor to remind you when you are running out of submitted envelopes.

Are You Missing E-mail Blasts from the Guild?

We've learned that when some of the members have not received their "Blasts", their e-mail host frequently thinks the article is SPAM. Here are two possible fixes for the members:

1. Check your SPAM filter and mark the email as "not SPAM";
2. (BEST) Enter the name of the sender into your contacts list -- for the blasts, the sender almost is webmaster@quilttallahassee.com.

If you still are not getting notifications, e-mail the Newsletter Editor, who helps the Webmaster keep an eye on the Mailchimp-based Blast system. Sometimes, we may have typed something in incorrectly into the system.

And always remember to let us know if your email address has changed.

Newsletter Info

The **deadline** for newsletter submissions for the next issue is:

August 28th, 2016

Please submit materials to Karen Skinner via email at newsletter@quilttallahassee.com

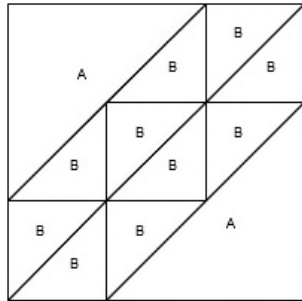
Sit-n-Stitch Groups

“Sit-n-Stitch” groups meet weekly, biweekly or once a month. Some groups meet in a member's home on a rotating basis and work on their own individual projects. Other groups meet at a specified location and work on service projects. There are several types of groups in the guild. **If you are interested in joining a group or starting a new group, contact Marsha Walper.**

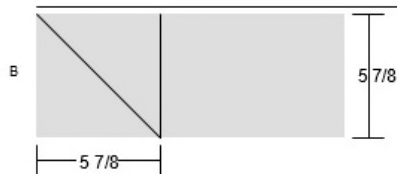
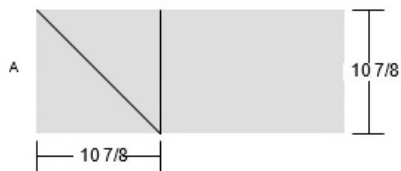
Monday	Big Bend Hospice	1-3 pm	Virginia Lewis	
	Quilting Bees @ Senior Center	1-4 pm	Judy Lawrence	
	Southwood Stitchers	10 am - 3 pm	Nancy O'Rourke	
Tuesday	Sew for Hope	2 nd Tuesday 1-4:30 pm	Cynthia Seyler	
	McQuilters @ Ronald McDonald	1-3 pm	Carol Harrison	
Wednesday	Crazy Quilters @ Monticello Library	1-4 pm	Georgianna Joseph	
	Pin Pals#	1 st & 3 rd Wed. 1-3 pm	Linda Steans	# at full capacity
	Piecers of the Past	2 nd & 4 th Weds 1-3 pm	Mary Catherine Scott	
Thursday	Sew Arty	3 rd Thursday 11:30 am-1 pm	Linda Stright	
	Patchwork & Prayer	1 st , 3 rd , 4 th Th 6:30-8:30 pm	Lascella Ingram	
	Southern Comfort “Sew”ciety	1 st , 3 rd , 4 th Th 7-9 pm	Esther Weiner	
	Appliqué Addicts @ NE Library	3 rd Thur 6:00-7:45 pm	Mary Catherine Scott	
	Bits and Pieces* @ Temple Israel	2 nd Thursday 1:00 – 4:30	Jeanne Brenner	* Brand New
Friday	Thimble Buddies#	2 nd Friday 9:30-11:30am	Wendy Stone	# at full capacity
	Frayed Edges#	9:30am-12pm	Sharon Pollock	# at full capacity
	Quilts 'n Books @ NE Library	4 th Fri. 10 am-12 pm	Joy Vo	
Saturday	Sew for Hope	1 st & 3 rd Saturday 9 am - 3 pm	Cynthia Seyler	
	Second Saturday	2 nd Sat 9 am - 4 pm	Connie Beane	
	Havana Sit 'n Stitch	4 th Sat. 1-4 pm	Martha Mitchell	
Sunday	EQ Software	Jun/Sept/Nov	Margaret Boeth	

2016 Guild Calendar (subject to change)		
August 11th	Guild Meeting - Oriental Quilts and Influences, presented by Robin Wolfe	Social Hall @ Temple Israel
August 28th	September Newsletter Article Deadline	
Sept 1 st	Deadline for Quitfest Bus Trip fee	
Sept. 8th	Guild Meeting - Precuts, Jelly rolls, Layer cakes, etc.	Social Hall @ Temple Israel
Sept. 11 th	End Museum Show; Silent Auction ends, and Opportunity Quilt drawing	Museum of Florida History
Sept 16 th	Quilt pick-up 1:00pm to 4:00pm	Museum of Florida History
Sept 17 th	Quilt pick-up 10:00a.m. to 12:00 p.m.	Museum of Florida History
Sept 17 th	Quiltfest (Jacksonville) Bus Trip	
Sept. 20th	Steering Committee Meeting	Social Hall @ Temple Israel
Sept. 24th	Class: Wool Applique and Embroidery	Leon Co. Cooperative Extension Office
Oct. 1st	Due Date -- Nominations for Volunteer of the Year	
Oct. 8th	Sewing Party	Woodville Community Center
Oct. 13th	Guild Meeting - Celtic Quilts	Social Hall @ Temple Israel
Nov. 10th	Guild Meeting - How to Successfully Use and Combine Blocks of varying sizes.	Social Hall @ Temple Israel
Nov. 12th	Class: Tree Quilt	Chaires Community Center
Nov. 15th	Steering Committee Meeting	
Dec. 8th	Guild Meeting - "Celebration Time"	Social Hall @ Temple Israel
2017		
Jan 12th	Guild Meeting	Social Hall @ Temple Israel
Feb 4 th	Class: Art Quilts - two classes	Woodville Community Center
Feb 9th	Guild Meeting	Social Hall @ Temple Israel
Mar 9th	Guild Meeting	Social Hall @ Temple Israel
Apr 13th	Guild Meeting	Social Hall @ Temple Israel
May 11th	Guild Meeting	Social Hall @ Temple Israel
May 12 & 13	Workshops by Sharon Chambers	
June 8th	Guild Meeting	Social Hall @ Temple Israel
July 13th	Guild Meeting	Social Hall @ Temple Israel
August 10th	Guild Meeting	Social Hall @ Temple Israel
Sept.14th	Guild Meeting	Social Hall @ Temple Israel
Oct. 12th	Guild Meeting	Social Hall @ Temple Israel
Nov. 9th	Guild Meeting	Social Hall @ Temple Israel
Dec. 7th	Guild Meeting	Social Hall @ Temple Israel
2018		
May 10th	Guild Meeting with Lecture by Suzanne Marshall	

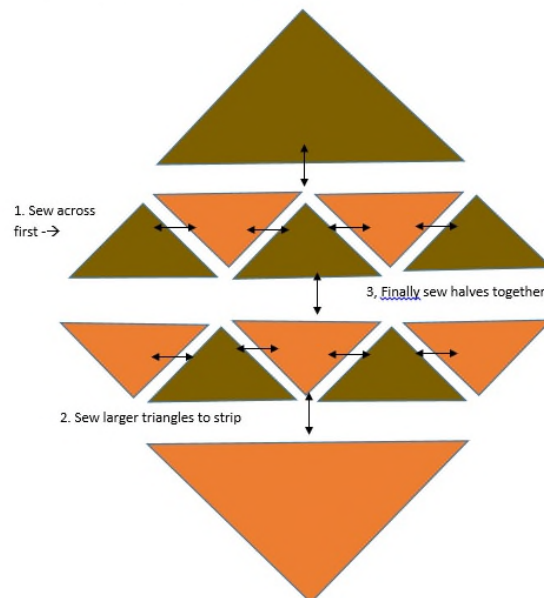
Quilters Unlimited August 2016 Block of the Month: North Wind



Cutting Diagrams



Lay the B triangles out in sets of 5 alternating color and sew the strip. Sew this to the larger triangle, then sew the two halves together.



That was easy.

Now what if . . . I want to experiment with color or patterns? Why not?!? Polka dots, stripes, paisley...



Change the size of the triangles? Tricky math but could possibly be done.