

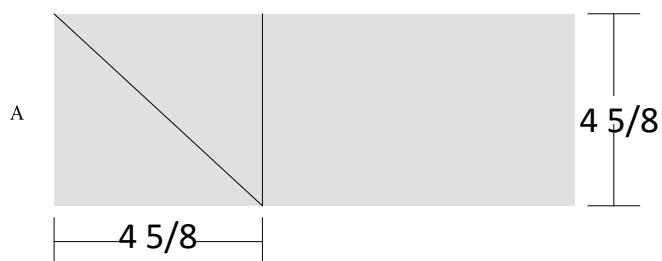


# Quilters Unlimited October 2016 Block of the Month

Key Block (8/50 actual size)



Cutting Diagrams



Patch Count



16 patches




16 patches


Create and lay out the half square triangle patches. To make piecing easier, press 4 units in the opposite direction and place them on the corners. The seams will then lay opposite the two adjoining units for less bulk.

Instructions for "Colorado" block 15.000 by 15.000 (inches), printed from EQ7!

That was easy.  
Now what if... I play with color?



Texture? Flower Power!



Proportions? Have fun!

